









CAMSO

Challenger

Ride through deep snow

A standard for deep lug tracks. Deep snow riding has never been so versatile and reliable. Delivers outstanding all-around performance in a wide range of mountain-riding conditions.

- 2" and 2.313" lugs heights for traction in deep snow
- Saw-tooth design provides versatility with grip and control on hard snow
- 15" and 16" track width available

MODEL	DIMENSIONS	LUG HEIGHT	WEIGHT	DRIVE PITCH	CLIP CONFIG.
9064M	16" x 146" (41 cm x 371 cm)	2.313" (59 mm)	53 lb. (24 kg)	2.86" (73 mm)	Full 
9065M	16" x 154" (41 cm x 391 cm)	2.313" (59 mm)	55 lb. (25 kg)	2.86" (73 mm)	Full 
9142C	15" x 136" (38 cm x 345 cm)	1.75" (44 mm)	44 lb. (20 kg)	2.52" (64 mm)	Full 
9187M	16" x 146" (41 cm x 371 cm)	2" (51 mm)	51 lb. (23 kg)	2.86" (73 mm)	Full 
9188M	16" x 154" (41 cm x 391 cm)	2" (51 mm)	53 lb. (24 kg)	2.86" (73 mm)	Full 
9204M	16" x 137" (41 cm x 348 cm)	2.313" (59 mm)	51 lb. (23 kg)	2.86" (73 mm)	Full 
9875M	15" x 144" (38 cm x 366 cm)	2" (51 mm)	53 lb. (24 kg)	2.52" (64 mm)	Full 
9876M	15" x 151" (38 cm x 383 cm)	2" (51 mm)	55 lb. (25 kg)	2.52" (64 mm)	Full 

¹ These track models feature center hole for third driver.