

DEEP SNOW
UTILITY

UTILITY




CAMSO

Cobra WT

High-performance belting to handle heavier loads

Wide-track design for performance with traction to spare in deep, soft or loose snow. Ideal for utility snowmobiles used off-trail with high-performance belting to handle heavier loads without track stretching.

- Extra-high 1.5” and 1.8” lugs for the best possible traction
- Cupped lug design ideal in soft, loose snow and for off-trail backcountry exploration
- Lightweight for greater efficiency and improved fuel economy

MODEL	DIMENSIONS	LUG HEIGHT	WEIGHT	DRIVE PITCH	CLIP CONFIG.
9195U	20" x 154" (50 cm x 392 cm)	1.8" (46 mm)	65 lb. (29.5 kg)	2.86" (73 mm)	Full 
9196U	20" x 154" (50 cm x 392 cm)	1.5" (38 mm)	62 lb. (28.25 kg)	2.86" (73 mm)	Full 
9322U ¹	20" x 154" (50 cm x 392 cm)	1.5" (38 mm)	62 lb. (28.25 kg)	2.86" (73 mm)	Full 

¹ Features four rows drive lugs for improved fitment on select snowmobiles.