

# CAMSO LM L3



WHEEL LOADERS



## MULTI-SURFACE PERFORMANCE

Delivers optimized performance on all surfaces. With enhanced side impact resistance and improved stability, it reduces flats and improves ride quality in all types of applications.

[camso.co](http://camso.co)

## PERFORMANCE

TYRE LIFE



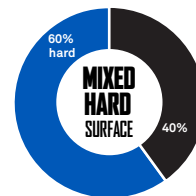
PUNCTURE RESISTANCE



TRACTION



# CAMSO LM L3



## HEAVY-DUTY CARCASS

- Increases side impact resistance and stability

## STEPPED TREAD DESIGN

- Enhances tread cleanout for improved traction



## NON-DIRECTIONAL TREAD PATTERN WITH OPTIMIZED LUG-TO-VOID RATIO

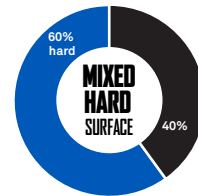
- Ensures even tread wearing for greater durability

## DEEP AND FLAT TREAD PROFILE

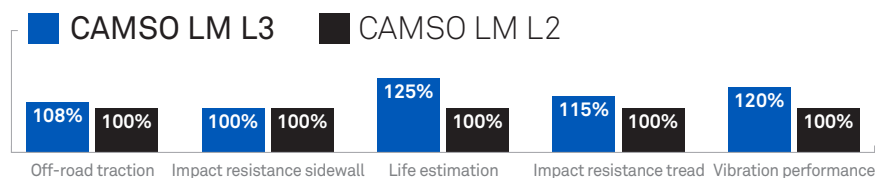
- Reduces tread crowning for improved durability

TYRE SIZE	ALTERNATIVE SIZE	PR	O.T.D.	SERVICE TYPE	LOAD INDEX	SPEED SYMBOL	INFLATION PRESSURE
			[mm] [32 <sup>nd</sup> inch]				[bar] [PSI]
13.00-24TG	N/A	12	28 (35)	Grader	143	A8	3.00 (44)
				Earthmover	146	B	3.00 (44)
				Loader-Dozer	168	A2	4.50 (65)
14.00-24TG	N/A	12	27 (34)	Grader	147	A8	2.75 (40)
				Earthmover	150	B	2.75 (40)
				Loader-Dozer	172	A2	4.25 (62)
14.00-24TG	N/A	16	28 (35)	Grader	153	A8	3.75 (54)
				Earthmover	156	B	3.75 (54)
				Loader-Dozer	177	A2	5.50 (80)
15.5-25	N/A	12	27 (34)	Grader	142	A8	2.25 (32)
				Earthmover	149	B	2.50 (36)
				Loader-Dozer	168	A2	4.00 (58)
15.5-25	N/A	16	27 (34)	Grader	152	A8	3.25 (47)
				Earthmover	156	B	3.25 (47)
				Loader-Dozer	175	A2	5.50 (80)
17.5-25	N/A	12	27 (34)	Grader	145	A8	2.00 (29)
				Earthmover	153	B	2.25 (32)
				Loader-Dozer	171	A2	3.50 (51)
17.5-25	N/A	16	26 (33)	Grader	150	A8	2.75 (40)
				Earthmover	158	B	3.00 (44)
				Loader-Dozer	177	A2	4.75 (69)
17.5-25	N/A	20	28 (35)	Earthmover	164	B	4.00 (58)
				Loader-Dozer	181	A2	5.75 (83)
17.5-25	N/A	24	27 (34)	Earthmover	171	B	4.75 (69)
				Loader-Dozer	188	A2	7.00 (102)
20.5-25	N/A	16	32 (40)	Grader	156	A8	2.25 (32)
				Earthmover	167	B	2.75 (40)
				Loader-Dozer	181	A2	3.50 (51)
20.5-25	N/A	20	31 (39)	Earthmover	170	B	3.25 (47)
				Loader-Dozer	186	A2	4.50 (65)
23.5-25	N/A	20	36 (45)	Earthmover	177	B	3.00 (44)
				Loader-Dozer	191	A2	3.75 (54)
23.5-25	N/A	24	37 (47)	Earthmover	180	B	3.50 (51)
				Loader-Dozer	196	A2	4.75 (69)

# CAMSO LM L3



TYRE SIZE	ALTERNATIVE SIZE	PR	O.T.D.	SERVICE TYPE	LOAD INDEX	SPEED SYMBOL	INFLATION PRESSURE
			[mm] [32 <sup>nd</sup> inch]				[bar] [PSI]
26.5-25	N/A	20	40 (50)	Earthmover	181	B	2.50 (36)
				Loader-Dozer	198	A2	3.50 (51)
26.5-25	N/A	28	39 (49)	Earthmover	188	B	3.50 (51)
				Loader-Dozer	203	A2	4.75 (69)



Durability and stability are key issues for loader applications on mixed and hard surfaces. Camso LM L3 **enhances tread life and impact resistance** with a high lug-to-void ratio and engineered non-directional tread pattern. Additionally, a heavy-duty carcass improves stability.

